

ED Series Crane Scales

Specifications

DILLON

EDXtreme & EDjunior Crane Scales

EDXtreme - Capacity x Resolution

Unit Capacity lb. (kg)	Capacity x Resolution (normal/enhanced)			Overload ¹	Body Construction
2,500 (1000)	2500 lb x 2/0.5	1000 kg x 1/0.2	10000 N x 10/2	700 %	2024 Aircraft Aluminum
5,000 (2000)	5000 lb x 5/1	2000 kg x 2/0.5	20000 N x 20/5	700 %	2024 Aircraft Aluminum
10,000 (5000)	10000 lb x 10/2	5000 kg x 5/1	50000 N x 50/10	700 %	2024 Aircraft Aluminum
25,000 (10000)	25000 lb x 20/5	10000 kg x 10/2	100000 N x 100/20	500 %	E4340 Aircraft Alloy Steel
55,000 (25000)	55000 lb x 50/10	25000 kg x 20/5	250000 N x 200/50	500 %	E4340 Aircraft Alloy Steel

1. Ultimate overload protection

EDXtreme Specifications

Enclosure: Designed to NEMA4X/IP55. Suitable for continuous outdoor use.

Accuracy: 0.1% of capacity up to EDX-25T.*

Repeatability: 0.1% of capacity up to EDX-25T.*

* Normal resolution mode with Dillon provided shackles.

Proof Load: 150% of capacity up to EDX-25T.

Ultimate Overload: See table above.

Safe Overload: 200% of capacity

Body Protection: Aluminum and alloy steel capacities are powder coated.

Bearings: Unmatched repeatability attained by needle bearings in shackle pin holes up to EDX-5T. Shackle pin acts as inner race.

Shackles: Forged industry standard anchor shackles. Models up to EDX-5T use precision machined shackle pin. Higher capacities use bar stock pin.

Display: 128 x 64 dot-graphic LCD display shows up to 6 digits 1.0" (26 mm) high plus annunciators and softkeys. Digits are .11 inches (3 mm) thick for unmatched readability.

Display Update Rate: 2 times per second.

Peak Capture Rate: 10/100/1,000 Hz

Connector: Recessed sealed connector may be used for serial communications or connection to a Communicator II remote.

RS-232 Communication: Print or extract data easily. Continuous output can drive a scoreboard. Configurable poll character.

Calibration: Traceable to the National Institute of Standards and Technology. Certificate included with curve of readings. Passes only with three consecutive confirming runs, with all points in specification.

Battery Life: Stand alone EDXtreme with no radio and no backlight lasts up to 400+ hours. 150 hours continuous with Radio Link System. Use with two C-Cell alkaline batteries. (When using backlight, battery life will be reduced, depending on intensity.)

Operating Temperature: -4° F to 158° F (-20° to 70° C)

Included with Instrument: All include certificate of calibration, manual and batteries. Plastic carry case included for EDX-1T to EDX-50T. Higher capacities include rugged plywood storage crate. Instruments with shackles include centering spacers (EDX-20T & up) and shackle storage crate (EDX-20T to EDX-75T). Display backlight.

Options: Shackles. Radio communications.

Approval: CE

Communicator II Specifications

Enclosure: Designed to NEMA 3 / IP54 with optional sleeve. Suitable for protected outdoor use.

Instrument Size: 9.5 x 5.0 x 2.5 inch (241 x 127 x 64mm).

Accuracy: Not applicable. Only sends and receives digital information.

Display: 128 x 64 dot-graphic LCD display can show full readings up to 5 instruments.

Battery Life: Up to 80 hours continuous radio using (4) AA alkaline batteries.

Operating Temperature: -4° F to 158° F (-20° to 70° C)

Connectors: Sealed connectors may be used for serial communications and wired connection to an EDXtreme dynamometer.

RS-232 Communication: Print or extract data easily. Continuous output can drive a scoreboard. Configurable poll character.

Included with Remote: Carry case and batteries

Accessories: Rubberized case protector sleeve.

Remote wall mount bracket. Serial and remote cable assemblies.

Approval: CE

Radio Specifications

FCC Certified: For unlicensed low power devices. No radio licensing or permits required for normal operation.* (In the US and Canada. Check local ordinances in other countries.)

Frequency: ISM 2.4 GHz frequency band operates between 2.4 to 2.4835 GHz.

Output Level: 10 mW (10 dBm)

Display Update Rate: 1 time per second.

Number of Links Remote Can Control: Up to 15 addresses.

Configuration Address: Automatic and configurable.

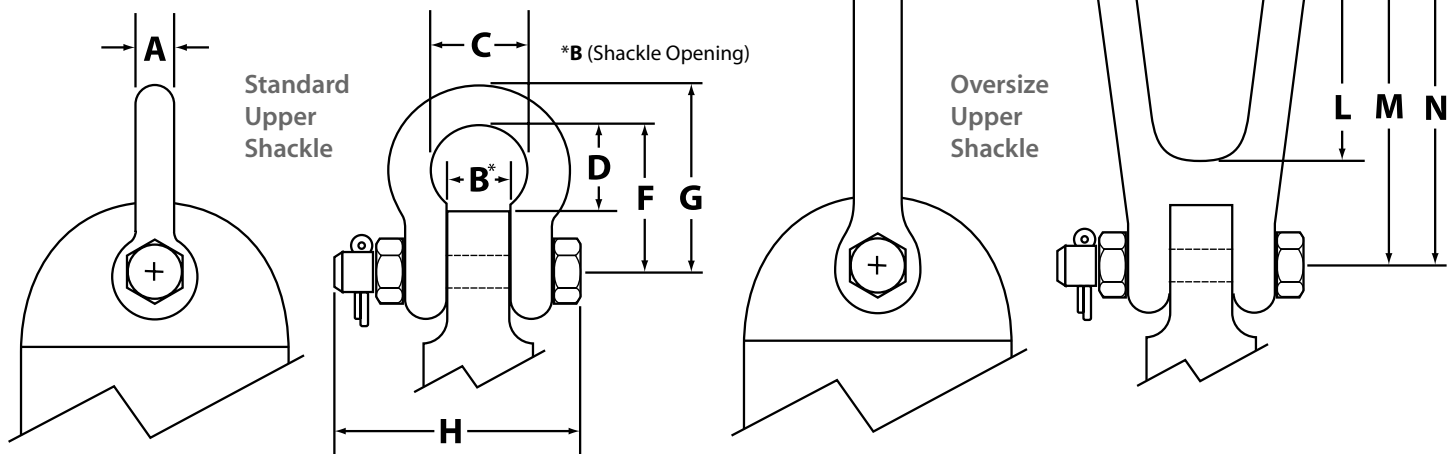
Antenna: Integral antenna.

Range: Open-air range up to 600 feet, line-of-sight. Indoor range dependent upon environment with 300 feet common. Low power radio systems are dependent upon interference levels from other radio systems and environmental conditions. Radio devices are not suitable for all applications.



Dillon ED Series Crane Scales

Instrument & Hardware Dimensions



EDXtreme Standard Upper Shackle

Unit Capacity lb. (kg)	A in. (mm)	B in. (mm)	C in. (mm)	D in. (mm)	F in. (mm)	G in. (mm)	H in. (mm)	Weight lb. (kg)
2,500 (1000)	0.76 (19)	1.06 (26)	1.69 (42)	1.35 (34)	2.76 (70)	3.77 (96)	3.55 (90)	2.2 (1.0)
5,000 (2000)	0.76 (19)	1.06 (26)	1.69 (42)	1.35 (34)	2.76 (700)	3.77 (96)	3.55 (90)	2.2 (1.0)
10,000 (5000)*	0.87 (22)	1.42 (36)	2.28 (58)	1.97 (50)	3.78 (96)	4.65 (118)	4.36 (110)	4 (1.8)
25,000 (10000)*	1.25 (32)	2.01 (51)	3.27 (83)	3.43 (87)	5.20 (132)	6.46 (164)	7.01 (178)	11 (5.0)
55,000 (25000)*	1.75 (45)	2.91 (74)	4.96 (126)	5.66 (143)	8.00 (203)	9.76 (248)	9.80 (249)	32 (14.5)

EDjunior Standard Upper Shackle

Unit Capacity lb. (kg)	A in. (mm)	B in. (mm)	C in. (mm)	D in. (mm)	F in. (mm)	G in. (mm)	H in. (mm)	Weight lb. (kg)
2,500 (1000)*	0.43 (11)	0.75 (19)	1.16 (29)	1.18 (30)	1.94 (49)	2.39 (61)	2.64 (67)	0.5 (0.2)
5,000 (2000)*	0.63 (16)	1.06 (27)	1.69 (43)	1.46 (37)	2.87 (73)	3.50 (89)	3.86 (98)	1.7 (0.8)
10,000 (5000)*	0.87 (22)	1.42 (36)	2.28 (58)	2.13 (54)	3.78 (96)	4.65 (118)	5.12 (130)	4 (1.8)
25,000 (10000)*	1.25 (32)	2.01 (51)	3.27 (83)	3.43 (87)	5.20 (132)	6.46 (164)	7.01 (178)	11 (5.0)

EDXtreme Oversize Upper Shackle — not available on 25,000 lb and 50,000 lb models.

Unit Capacity lb. (kg)	I in. (mm)	J in. (mm)	K in. (mm)	L in. (mm)	M in. (mm)	N in. (mm)	Weight lb. (kg)
2,500 (1000)	0.94 (24)	4.88 (124)	2.76 (70)	4.49 (114)	6.98 (177)	8.64 (219)	6.4 (2.9)
5,000 (2000)	0.94 (24)	4.88 (124)	2.76 (70)	4.49 (114)	6.98 (177)	8.64 (219)	6.4 (2.9)
10,000 (5000)	0.94 (24)	4.88 (124)	2.76 (70)	4.49 (114)	6.73 (171)	8.39 (213)	6.4 (2.9)

EDjunior Oversize Upper Shackle — not available on 2500 lb model.

Unit Capacity lb. (kg)	I in. (mm)	J in. (mm)	K in. (mm)	L in. (mm)	M in. (mm)	N in. (mm)	Weight lb. (kg)
5,000 (2000)	0.94 (24)	4.88 (124)	2.76 (70)	4.49 (114)	6.98 (177)	8.64 (219)	6.4 (2.9)
10,000 (5000)	0.94 (24)	4.88 (124)	2.76 (70)	4.49 (114)	6.73 (171)	8.39 (213)	6.4 (2.9)

EDXtreme Instrument Body

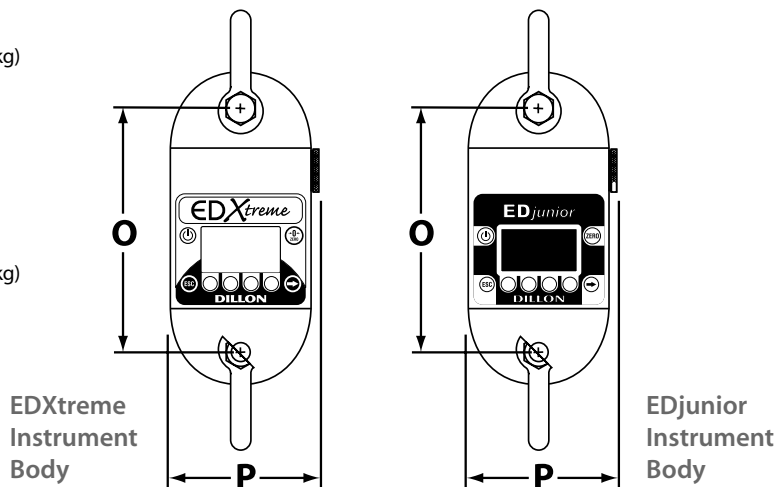
Unit Capacity lb. (kg)	O in. (mm)	P in. (mm)	Weight lb. (kg)
2,500 (1000)	7.79 (198)	5.01 (128)	4.3 (2.0)
5,000 (2000)	7.79 (198)	5.01 (128)	4.4 (2.0)
10,000 (5000)	8.10 (206)	5.34 (136)	5.6 (2.5)
25,000 (10000)	8.04 (204)	5.26 (134)	16 (7.3)
55,000 (25000)	9.18 (233)	5.98 (152)	25 (11)

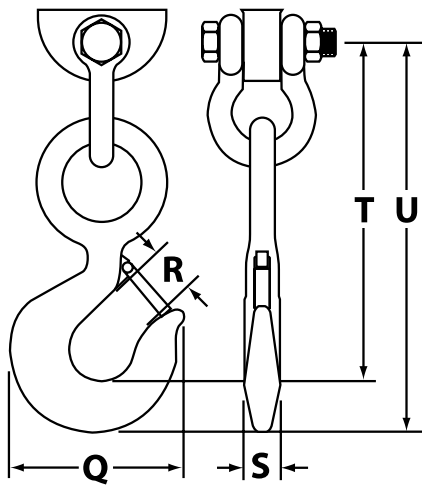
EDjunior Instrument Body

Unit Capacity lb. (kg)	O in. (mm)	P in. (mm)	Weight lb. (kg)
2,500 (1000)	6.89 (175)	4.98 (127)	2.9 (1.3)
5,000 (2000)	7.85 (199)	4.98 (127)	4.5 (2.0)
10,000 (5000)	8.17 (207)	5.34 (136)	6.4 (2.9)
25,000 (10000)	8.04 (204)	5.26 (134)	16 (7.3)

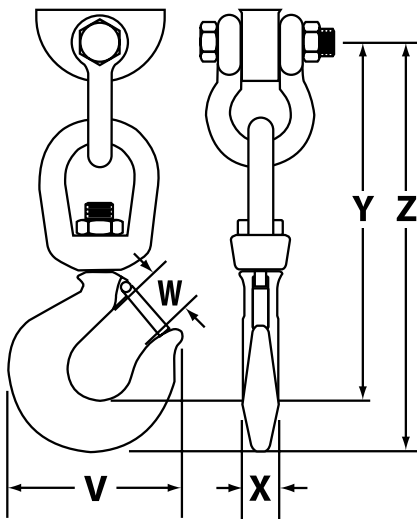
* Green Pin shackles

Dimensions and weights shown are nominal and subject to tolerances

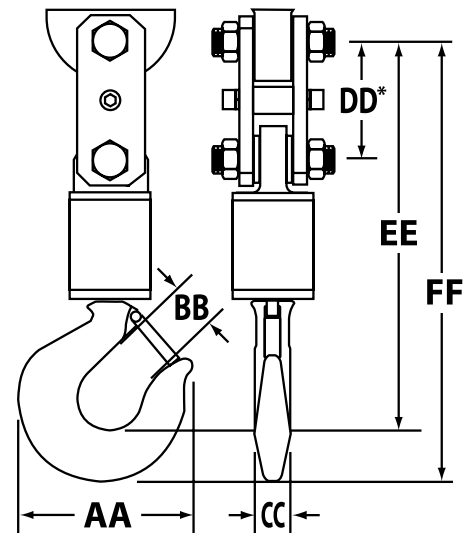




Non-Swivel Hook



Basic Swivel Hook



Bearing Swivel Hook

EDXtreme Non-Swivel Hook

Unit Capacity lb. (kg)	Q in. (mm)	R in. (mm)	S in. (mm)	T in. (mm)	U in. (mm)	Weight lb. (kg)
2,500 (1000)	6.3 (160)	1.61 (40)	1.66 (43)	10.2 (258)	12.0 (304)	10 (4.7)
5,000 (2000)	6.3 (160)	1.61 (40)	1.66 (43)	10.2 (258)	12.0 (304)	10 (4.7)
10,000 (5000)*	7.5 (190)	2.08 (52)	1.63 (42)	12.9 (327)	15.1 (384)	19 (9)
25,000 (10000)*	10.4 (262)	3.02 (76)	2.38 (61)	17.8 (451)	20.8 (528)	50 (23)
55,000 (25000)*	14.1 (358)	3.00 (76)	3.19 (82)	27 (686)	22.8 (578)	138 (63)

EDjunior Non-Swivel Hook

Unit Capacity lb. (kg)	Q in. (mm)	R in. (mm)	S in. (mm)	T in. (mm)	U in. (mm)	Weight lb. (kg)
2,500 (1000)*	4.0 (101)	1.09 (27)	0.94 (24)	6.4 (163)	7.6 (191)	2.6 (1.2)
5,000 (2000)*	6.3 (160)	1.61 (40)	1.66 (43)	10.0 (254)	11.4 (290)	10 (4.6)
10,000 (5000)*	7.5 (190)	2.08 (52)	1.63 (42)	12.9 (327)	15.1 (384)	19 (9)
25,000 (10000)*	10.4 (262)	3.02 (76)	2.38 (61)	17.8 (451)	20.8 (528)	50 (23)

EDXtreme Basic Swivel Hook — not available on 50,000 lb model

Unit Capacity lb. (kg)	V in. (mm)	W in. (mm)	X in. (mm)	Y in. (mm)	Z in. (mm)	Weight lb. (kg)
2,500 (1000)	4.8 (123)	1.14 (29)	1.36 (34)	10.3 (261)	11.8 (298)	7.1 (3.2)
5,000 (2000)	4.8 (123)	1.14 (29)	1.36 (34)	10.3 (261)	11.8 (298)	7.1 (3.2)
10,000 (5000)*	6.3 (160)	1.39 (36)	1.61 (40)	13.5 (342)	15.3 (388)	14 (6)
25,000 (10000)*	8.3 (212)	1.95 (50)	2.27 (57)	17.2 (438)	19.8 (504)	34 (15)

EDjunior Basic Swivel Hook

Unit Capacity lb. (kg)	V in. (mm)	W in. (mm)	X in. (mm)	Y in. (mm)	Z in. (mm)	Weight lb. (kg)
2,500 (1000)*	3.2 (81)	0.72 (19)	0.95 (24)	7.4 (186)	8.2 (208)	1.7 (0.8)
5,000 (2000)*	4.8 (123)	1.14 (29)	1.36 (34)	10.1 (257)	11.6 (294)	6.8 (3.1)
10,000 (5000)*	6.3 (160)	1.39 (36)	1.61 (40)	13.5 (342)	15.3 (388)	14 (6)
25,000 (10000)*	8.3 (212)	1.95 (50)	2.27 (57)	17.2 (438)	19.8 (504)	34 (15)

EDXtreme Bearing Swivel Hook (swivel under load) — not available on EDjunior

Unit Capacity lb. (kg)	AA in. (mm)	BB in. (mm)	CC in. (mm)	DD** in. (mm)	EE in. (mm)	FF in. (mm)	Weight lb. (kg)
2,500 (1000)	4.9 (123)	1.14 (29)	1.41 (35)	4.01 (102)	12.7 (321)	14.1 (358)	11 (5.0)
5,000 (2000)	4.9 (123)	1.14 (29)	1.41 (35)	4.01 (102)	12.7 (321)	14.1 (358)	11 (5.0)
10,000 (5000)	6.3 (160)	1.45 (37)	1.69 (42)	4.51 (115)	15.3 (388)	17.1 (435)	21 (10)
25,000 (10000)	10.3 (263)	2.39 (61)	3.19 (81)	5.01 (128)	22.7 (576)	25.7 (652)	65 (30)
55,000 (25000)	13.6 (346)	3.01 (77)	3.25 (82)	not used	20.9 (531)	24.6 (623)	140 (64)

* Green Pin shackles

(Y) *May use clevis link or shackle depending upon capacity.

Selecting an ED Series Crane Scale is easy:

1. Choose EDXtreme or EDjunior unit.
2. Select required capacity.
3. Select upper shackle style.
4. Select hook style.
5. Obtain dimensional information from charts.
6. Add radio remote and/or backlight options, if desired.

Common Measurements:

1. Headroom: add dimensions (F OR M) + O + (T OR Y OR EE)
2. Total Length: add dimensions (G OR N + O + (U OR Z OR FF)
3. Shackle Thickness: subtract dimensions (G OR N) - (F OR M)
4. Hook Thickness: subtract dimensions (V OR Z OR FF) - (T OR Y OR EE)

Dillon ED Series Crane Scales

EDjunior – Capacity x Resolution

Unit Capacity lb. (kg)	Capacity x Resolution		Overload ¹	Body Construction	
2,500 (1000)	2500 lbf x 2	1000 kgf x 1	10000 N x 10	700 %	2024 Aircraft Aluminum
5,000 (2000)	5000 lbf x 5	2000 kgf x 2	20000 N x 20	700 %	2024 Aircraft Aluminum
10,000 (5000)	10,000 lbf x 10	5000 kgf x 5	50000 N x 50	700 %	2024 Aircraft Aluminum
25,000 (10000)	25,000 lbf x 20	10000 kgf x 10	100,000 N x 100	500 %	E4340 Alloy Steel

1. Ultimate overload protection

EDjunior Specifications

Enclosure: Designed to NEMA4X/IP55. Suitable for continuous outdoor use.

Accuracy: 0.2% of capacity.

Repeatability: 0.2% of capacity.

Ultimate overload: 700%

Safe overload: 200%

Display: 128 x 64 dot-graphic LCD display shows all digits 1.0" (26 mm) high plus annunciators and softkeys.

Display update rate: 2 times per second.

RS-232 communication: Not available. See Dillon EDX Crane Scale.

Calibration: Traceable to the National Institute of Standards and Technology. Calibration card included.

Battery life: 400 hours typical use with two C-cell alkaline batteries.

Operating temperature: -4° F to 158° F (-20° to 70° C)

Included with instrument: Batteries, manual and calibration card.

Optional accessories: Shipping / storage crate.

Approval: CE

AUTHORIZED DISTRIBUTORS

Ask the experts. Dillon distributors offer complete service capabilities from application assistance to sales and product support. Their experienced representatives are the most knowledgeable experts that you will find in the force measurement industry. We recommend that you consult these capable specialists for all of your measuring needs.

DILLON USA

1000 Armstrong Drive
Fairmont, MN 56031

Toll-Free: (800) 368-2031

Phone: (507) 238-8796

Fax: (507) 238-8258

www.dillonforce.com



DILLON UK

Foundry Lane, Smethwick,
West Midlands B66 2LP

Phone: +44 (0) 845 246 6717

Fax: +44 (0) 845 246 6718

Email: sales@dillon-force.co.uk

www.dillon-force.co.uk

DILLON

Force Measurement Equipment

A division of Avery Weigh-Tronix, LLC

Dillon is part of Avery Weigh-Tronix. Avery Weigh-Tronix is a trademark of the Illinois Tool Works group of companies whose ultimate parent company is Illinois Tool Works Inc ("Illinois Tool Works"). Copyright © 2013 Illinois Tool Works. All rights reserved.

This publication is issued to provide outline information only and may not be regarded as a representation relating to the products or services concerned. This publication was correct at the time of going to print, however Avery Weigh-Tronix reserves the right to alter without notice the specification, design, price or conditions of supply of any product or service at any time.